



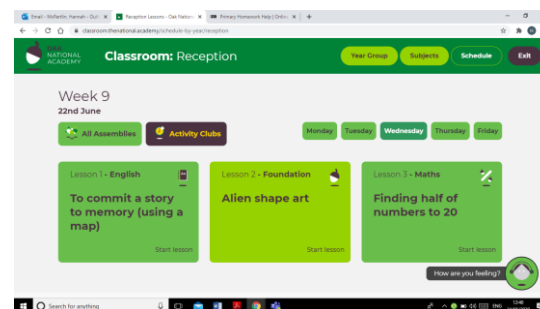
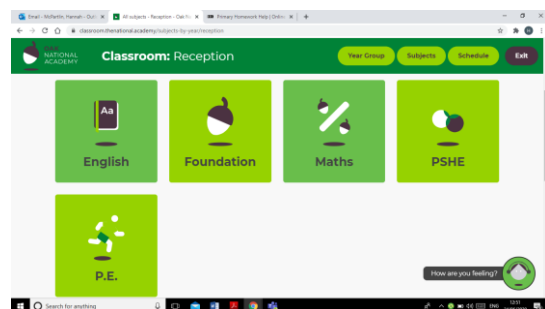
Great Wood Home Learning Recommendations

EYFS July 6th – July 10th 2020



Hello,

We hope you are keeping well and were able to follow the home learning from last week. This week we have again provided a daily timetable for English but just sent the same selection of resources for you to choose from to teach Phonics and Maths. You can choose something that you think your child has struggled with recently or just something that they have enjoyed doing. Remember, they are only suggestions and any activity, however short or small, will have positive benefits to your child's learning. Phonics and Maths are often about repetition and learning the same things over and over in lots of different ways. Even if you just watch a tricky word video, practise the Phase 3 sounds or watch a Jack Hartman counting video – they are all useful. Remember, if you are looking for more structured, daily activities there are sessions available on Oak National Academy <https://classroom.thenational.academy/year-groups/reception> which is where the Government suggests we direct you to. These activities can be chosen at random using the subject headings or you can follow the schedule which is a weekly timetable of activities broken down into days. They mainly consist of teacher videos that you pause and complete activities.




We hope that you find the resources that we have put together useful. Although we are back in school, we will be checking emails and will endeavour to reply quickly should you have any questions or you need any help finding activities to do at home. We really appreciate your continued support over the last few months and would like to say a HUGE thank you to all the parents and children who have been doing home learning.

Kind regards,
Mrs McPartlin and Miss Young

When following links online, parents should monitor that children are remaining on that page only and are keeping safe online.



English – Monster Mash



Monday	Tuesday	Wednesday	Thursday	Friday
<p>Listen and enjoy <i>There's a Monster in Your Book</i> by Tom Fletcher:</p> <p>https://www.youtube.com/watch?v=dHx_kn6MG7k</p> <p>Encourage your child to join in with blowing and making the loud noise to get the monster out of the book. Discuss how they would feel if there was a monster in one of their books. <i>How would you try and get it out? How would you feel? How do you think the monster felt when you were trying to tickle him or shake him out? Once the monster was out of the book, why do you think we needed to get him back into the book? How do you think he felt when he was allowed back into the book at the end? What do you think he might say at this point?</i> Write a sentence or two to show what the monster might say.</p>	<p>Listen to <i>Bedtime for Monsters</i> by Ed Vere:</p> <p>https://www.youtube.com/watch?v=KNuGGZAc-DA</p> <p>Allow time to talk about and respond to the question asked in the book: <i>Do you wonder if somewhere, not too far away, there might be MONSTERS?</i> Talk about the different types of monsters. Ask <i>what could you do if you were scared of the monster?</i> Make a sign to keep the monster out or, with adult help, construct and label a monster trap. Look at the pictures of the monster and describe him orally. With an adult, you could write a poem, e.g. <i>Two horned, trumpet eared, cave dweller, bike rider etc.</i></p>	<p>Choose a monster puppet to make from one of these clips. <i>Eight Fun To Make Monster Themed Crafts:</i></p> <p>https://www.youtube.com/watch?v=BLYrLyLdQvg or <i>Halloween Craft Idea: How to Make a Paper Monster Puppet:</i></p> <p>https://www.youtube.com/watch?v=foaCuAxsoU</p> <p>Watch the clip, pausing to discuss what you will need to do in order to make the monster. Try to use words such as: <i>first, next, then, finally</i> and bossy verbs such as: <i>cut, stick, draw, put etc.</i> If you have the resources, make your own monster. Once completed, tell another family member how you made it. Can they follow your instructions and make their own? Can you read a story to your monster?</p>	<p>Watch Monsters University Trailer:</p> <p>https://www.youtube.com/watch?v=YIM81qGgo20 Start by looking at all of the different types of monsters. <i>Do you know any of their names?</i> Repeat, this time pausing to discuss the ones they spot. <i>What do they look like? E.g. Mike Wazowski is lime green and round (or shaped like a sphere). He has one big eye in the middle of his head. He has two small horns on the top of his head with thin arms.</i> Find your favourite monster from the list on this website:</p> <p>https://disney.fandom.com/wiki/Category:Monsters, Inc. characters and with an adult, talk about its description. <i>How many eyes has it got? What shape is its head/body? Can you spot how many arms and legs it has? How is it different from the other monsters?</i> Draw your favourite monster and label it with words or phrases that describe it. Remember to use your phonics to help you. Show another</p>	<p>Design and create your own special monster. This could be using junk modelling or a drawing/painting. Talk about: <i>What shape will its head and body be? How many legs/arms will it have? Will it be spotty or stripy? Will it have multiple eyes? Will it have horns? Will it have claws?</i> Using your own monster that you have created, make your own monster fact file for someone to read. This could include: <i>What he/she looks like. What they eat. What it does. How it behaves, etc.</i> Remember to use your phonics to help you spell the words. Remember to use capital letters, finger spaces and full stops too!</p>

			family member and tell them all about the monster.	
--	--	--	--	--

Phonics resources








<p>Phonics Play</p>  <p>www.phonicsplay.co.uk</p> <p>Username: march20 Password: home</p>	<p>ICT games (English)</p>  <p>www.ictgames.com/mobilePage/literacy.html</p>	<p>Epic Phonics</p> <p>www.epicphonics.com/</p> <p>Home of the tricky word videos which can also be found on You Tube</p> 
<p>Espresso</p>  <p>https://online.espresso.co.uk/espresso/login/Authn/UserPassword</p> <p>Username: student18441 Password: greatwood</p>	<p>Letters and Sounds</p>  <p>www.letters-and-sounds.com/</p>	<p>Top Marks</p>  <p>www.topmarks.co.uk</p>
<p>Phonics Bloom</p>  <p>www.phonicsbloom.com</p>	<p>Teach Your Monster to Read</p>  <p>www.teachyourmonstertoread.com/</p>	<p>Twinkl</p>  <p>www.twinkl.co.uk</p> <p>For printable games and activity sheets</p>

Remember, choose activities that are appropriate for your child. All children know Phase 2, most children are working on remembering and consolidating Phase 3 and some will be able to do Phase 4. It is important that they don't lose confidence so if they are finding something tricky work with them on particular sounds, maybe by watching the Espresso videos in Polly's Phonics. The ear, air and ure sounds are often particularly difficult to remember. The ai, ee, igh, oa, oo/oo sounds are often the easiest.

There are also a range of online ebooks available via Oxford Owl <https://home.oxfordowl.co.uk/books/free-ebooks/>



Maths resources

<p>Jack Hartman videos</p>  <p>https://www.youtube.com/channel/UCVcQH8A634mauPrGbWs7QIQ</p>	<p>Maths</p>  <p>https://www.ictgames.com/mobilePage/index.html</p>	<p>Scratch Garden</p>  <p>https://www.youtube.com/channel/UC8NFs-VWUsyug4zaYVVMgCQ</p>
<p>Espresso</p>  <p>https://online.espresso.co.uk/espresso/login/Authn/UserPassword</p> <p>Username: student 18441 Password: greatwood</p>	<p>Twinkl</p>  <p>www.twinkl.co.uk</p> <p>For printable games and activity sheets</p>	<p>Top Marks</p>  <p>www.topmarks.co.uk</p>
<p>IXL</p>  <p>www.ixl.com</p> <p>Choose any area to keep practising</p> <p>PLEASE NOTE: Access to your individual log on will not be available after 17th July.</p>	<p>If you want to work on a particular area of Maths it is worth looking at the resources provided by the Oak National Academy</p> <p>https://classroom.thenational.academy/subjects-by-year/reception/subjects/maths</p> <p>There are sets of lessons linked to all areas of Maths.</p> <ul style="list-style-type: none"> - Numbers within 10 (5 lessons) - Grouping and sharing (5 lessons) - Calendar and time (5 lessons) - Numbers within 20 (10 lessons) - Shape and pattern (5 lessons) - Doubling and halving (5 lessons) - Addition and subtraction (10 lesson) 	