



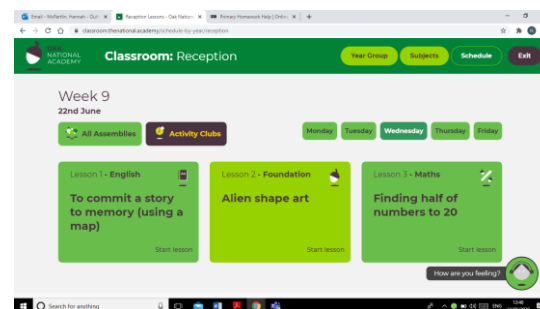
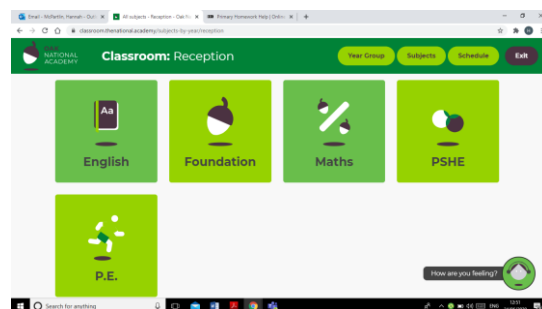
# Great Wood Home Learning Recommendations

EYFS July 13<sup>th</sup> – July 16<sup>th</sup> 2020



Hello,


We hope you are keeping well and were able to follow the home learning from last week. This week we have again provided a daily timetable for English but just sent the same selection of resources for you to choose from to teach Phonics and Maths. You can choose something that you think your child has struggled with recently or just something that they have enjoyed doing. Remember, they are only suggestions and any activity, however short or small, will have positive benefits to your child's learning. Phonics and Maths are often about repetition and learning the same things over and over in lots of different ways. Even if you just watch a tricky word video, practise the Phase 3 sounds or watch a Jack Hartman counting video – they are all useful. Remember, if you are looking for more structured, daily activities there are sessions available on Oak National Academy <https://classroom.thenational.academy/year-groups/reception> which is where the Government suggests we direct you to. These activities can be chosen at random using the subject headings or you can follow the schedule which is a weekly timetable of activities broken down into days. They mainly consist of teacher videos that you pause and complete activities.




We hope that you find the resources that we have put together useful. Although we are back in school, we will be checking emails and will endeavour to reply quickly should you have any questions or you need any help finding activities to do at home. We really appreciate your continued support over the last few months and would like to say a HUGE thank you to all the parents and children who have been doing home learning.

Kind regards,  
Mrs McPartlin and Miss Young

**When following links online, parents should monitor that children are remaining on that page only and are keeping safe online.**



## English – The Snail and the Whale

Monday	Tuesday	Wednesday	Thursday
<p>Watch and enjoy <i>The Snail and the Whale</i> animation here:  <a href="https://www.bbc.co.uk/iplayer/episode/m000cslw/the-snail-and-the-whale">https://www.bbc.co.uk/iplayer/episode/m000cslw/the-snail-and-the-whale</a></p> <p>You may wish to watch this in sections, pausing at moments to discuss events and make predictions about what might happen next! Key moments to pause might be 3:49 mins, 4:55 mins, 15:39 mins, 16:37 mins, 20:30 mins.</p> <p>Enjoy a reading of the story here:  <a href="https://www.youtube.com/watch?v=EmMnaSkeKqQ">https://www.youtube.com/watch?v=EmMnaSkeKqQ</a></p> <p>Which version do you prefer and why? Now that you have watched the film and listened to a reading of the book, can you retell the story to another person in your household? You can use time words such as <i>first</i>, <i>next</i>, <i>later</i>, <i>after that</i>, and <i>finally</i> to help you.</p> 	<p>Re-watch <i>The Snail and the Whale</i>, this time pausing the film to discuss some of the images. Use prompts such as What can you see? Encourage your child to identify things they can see in the picture – whether it is referenced in the text or not! E.g. seagulls, lighthouse, anchor. You can encourage your child to expand on their response by using the prompt, Tell me more... This is a great way to develop vocabulary and support discussion. You may wish to pause and play I spy, e.g. I spy, with my little eye, something beginning with ... Perhaps you could make a list of all the different animals you can 'spy' throughout the film – there are lots! Use your phonics to help you write them down.</p>	<p>Write the following words out on sticky notes using enlarged clear print (one word per sticky note) – soot, foot, rock, dock, sail, snail, foot, put, long, song, land, sand, fins, grins. (Note: these words have been deliberately chosen as it is likely these sounds will have already been covered in your child's phonics teaching). You are now going to play a rhyming game using these words, but first your child will have to build and blend them to read! How to play: Place your sticky notes on a surface in front of you, with the words facing down. Ask your child to pick two sticky notes and turn them over. Encourage them to build and blend to read the words aloud. Do the words rhyme? Say them out loud together several times. (Don't be alarmed if your child struggles to hear the rhyme!) If they do rhyme, your child can keep the sticky notes. If they don't rhyme, replace the sticky notes and swap turns. The winner is the player who can collect the most rhyming pairs!</p>	<p>Find out all about humpback whales here: Humpback Whale – Animals for Kids  <a href="https://www.youtube.com/watch?v=joBvuEJyUdO">https://www.youtube.com/watch?v=joBvuEJyUdO</a></p> <p>Now that you are an expert, tell someone else in your household some facts about the humpback whale! Perhaps you could write some facts down in sentences, using your phonics to help. Watch this clip where the TV presenter is taken by surprise: Steve gets a surprise from a humpback whale  <a href="https://www.bbc.co.uk/cbbc/watch/deadly-60-norway-humpback-whale-surprise">https://www.bbc.co.uk/cbbc/watch/deadly-60-norway-humpback-whale-surprise</a></p> <p>Find out all about snails here: Snails for Kids  <a href="https://www.youtube.com/watch?v=pLCtVGB1mFw&amp;t=2s">https://www.youtube.com/watch?v=pLCtVGB1mFw&amp;t=2s</a></p> <p>You may remember this clip from the Big Bad Bugs unit earlier in the term! Can you recall some of the key facts about snails? Here is another link to learn more about snails: Are you a snail?  <a href="https://www.youtube.com/watch?v=H5PiUuAPv4&amp;t=116s">https://www.youtube.com/watch?v=H5PiUuAPv4&amp;t=116s</a></p>

## Phonics resources








<p>Phonics Play</p>  <p><a href="http://www.phonicsplay.co.uk">www.phonicsplay.co.uk</a></p> <p>Username: march20 Password: home</p>	<p>ICT games (English)</p>  <p><a href="http://www.ictgames.com/mobilePage/literacy.html">www.ictgames.com/mobilePage/literacy.html</a></p>	<p>Epic Phonics</p> <p><a href="http://www.epicphonics.com/">www.epicphonics.com/</a></p> <p>Home of the tricky word videos which can also be found on You Tube</p> 
<p>Espresso</p>  <p><a href="https://online.espresso.co.uk/espresso/login/Authn/UserPassword">https://online.espresso.co.uk/espresso/login/Authn/UserPassword</a></p> <p>Username: student 18441 Password: greatwood</p>	<p>Letters and Sounds</p>  <p><a href="http://www.letters-and-sounds.com/">www.letters-and-sounds.com/</a></p>	<p>Top Marks</p>  <p><a href="http://www.topmarks.co.uk">www.topmarks.co.uk</a></p>
<p>Phonics Bloom</p>  <p><a href="http://www.phonicsbloom.com">www.phonicsbloom.com</a></p>	<p>Teach Your Monster to Read</p>  <p><a href="http://www.teachyourmonstertoread.com/">www.teachyourmonstertoread.com/</a></p>	<p>Twinkl</p>  <p><a href="http://www.twinkl.co.uk">www.twinkl.co.uk</a></p> <p>For printable games and activity sheets</p>

Remember, choose activities that are appropriate for your child. All children know Phase 2, most children are working on remembering and consolidating Phase 3 and some will be able to do Phase 4. It is important that they don't lose confidence so if they are finding something tricky work with them on particular sounds, maybe by watching the Espresso videos in Polly's Phonics. The ear, air and ure sounds are often particularly difficult to remember. The ai, ee, igh, oa, oo/oo sounds are often the easiest.

There are also a range of online ebooks available via Oxford Owl <https://home.oxfordowl.co.uk/books/free-ebooks/>



## Maths resources

<p>Jack Hartman videos</p>  <p><a href="https://www.youtube.com/channel/UCVcQH8A634mauPrGbWs7QIQ">https://www.youtube.com/channel/UCVcQH8A634mauPrGbWs7QIQ</a></p>	<p>Maths</p>  <p><a href="https://www.ictgames.com/mobilePage/index.html">https://www.ictgames.com/mobilePage/index.html</a></p>	<p>Scratch Garden</p>  <p><a href="https://www.youtube.com/channel/UC8NFs-VWUsyug4zaYVVMgCQ">https://www.youtube.com/channel/UC8NFs-VWUsyug4zaYVVMgCQ</a></p>
<p>Espresso</p>  <p><a href="https://online.espresso.co.uk/espresso/login/Authn/UserPassword">https://online.espresso.co.uk/espresso/login/Authn/UserPassword</a></p> <p>Username: student 18441 Password: greatwood</p>	<p>Twinkl</p>  <p><a href="http://www.twinkl.co.uk">www.twinkl.co.uk</a></p> <p>For printable games and activity sheets</p>	<p>Top Marks</p>  <p><a href="http://www.topmarks.co.uk">www.topmarks.co.uk</a></p>
<p>IXL</p>  <p><a href="http://www.ixl.com">www.ixl.com</a></p> <p>Choose any area to keep practising</p> <p>PLEASE NOTE: Access to your individual log on will not be available after 17<sup>th</sup> July.</p>	<p>If you want to work on a particular area of Maths it is worth looking at the resources provided by the Oak National Academy</p> <p><a href="https://classroom.thenational.academy/subjects-by-year/reception/subjects/maths">https://classroom.thenational.academy/subjects-by-year/reception/subjects/maths</a></p> <p>There are sets of lessons linked to all areas of Maths.</p> <ul style="list-style-type: none"> <li>- Numbers within 10 (5 lessons)</li> <li>- Grouping and sharing (5 lessons)</li> <li>- Calendar and time (5 lessons)</li> <li>- Numbers within 20 (10 lessons)</li> <li>- Shape and pattern (5 lessons)</li> <li>- Doubling and halving (5 lessons)</li> <li>- Addition and subtraction (10 lesson)</li> </ul>	