



Great Wood Home Learning Recommendations

EYFS June 29th – July 3rd 2020

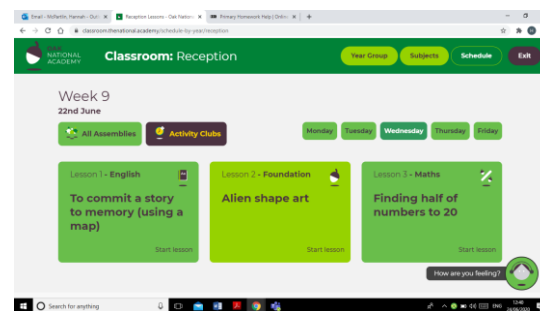
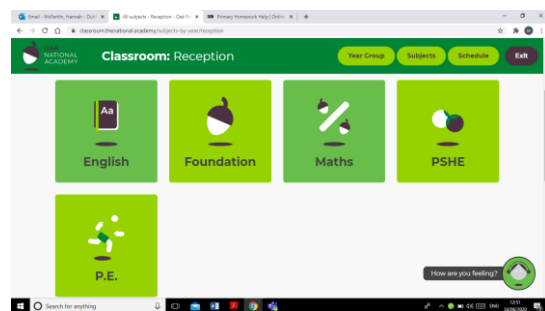


Hello,

This week's home learning looks a little bit different to the others. As we are returning to school full time from the 29th June we are no longer able to provide home learning in as much detail. This week we have provided a daily timetable for English but just put together a selection of resources for you to choose from to teach Phonics and Maths. You can choose something that you think your child has struggled with recently or just something that they have enjoyed doing. Remember, they are only suggestions and any activity, however short or small, will have positive benefits to your child's learning. Phonics and Maths are often about repetition and learning the same things over and over in lots of different ways. Even if you just watch a tricky word video, practise the Phase 3 sounds or watch a Jack Hartman counting video – they are all useful. We are hoping that we will be able to maintain this format for the last three weeks of term.

However, if you are looking for more structured, daily activities there are sessions available on Oak National Academy

<https://classroom.thenational.academy/year-groups/reception> which is where the Government suggests we direct you to. These activities can be chosen at random using the subject headings or you can follow the schedule which is a weekly timetable of activities broken down into days. They mainly consist of teacher videos that you pause and complete activities.



We hope that you find the resources that we have put together useful. Although we are back in school, we will be checking emails and will endeavour to reply quickly should you have any questions or you need any help finding activities to do at home. We really appreciate your continued support over the last few months and would like to say a HUGE thank you to all the parents and children who have been doing home learning.

Kind regards,

Mrs McPartlin and Miss Young

When following links online, parents should monitor that children are remaining on that page only and are keeping safe online.

English – Teddy Bears Picnic



Monday	Tuesday	Wednesday	Thursday	Friday
<p>Watch and listen to the short version of Teddy Bear Picnic on CBeebies with Ferne and Rory: https://www.bbc.co.uk/cbeebies/watch/my-pet-and-metteddy-bear-picnic</p> <p>Has your child ever been on a picnic?</p> <p>Recall and discuss any picnics you have shared. Have they heard the song before? Explain to the children that it is a very old song. Listen to and enjoy the 1950 Bing Crosby recording here, which has been set to some images of teddy bears' picnics: https://www.youtube.com/watch?v=IrvkHAXnjzI</p> <p>Tell your child that you will be holding your very own teddy bears' picnic at the end of the week! You will need to plan who to invite and what to eat, but first, spend some time practising the song! You can read the lyrics and sing along here: https://www.youtube.com/watch?v=AI2LP1aqSA8</p> <p>(Note: contains some American spelling).</p>	<p>Who shall we invite to our teddy bears' picnic? Ask your child to choose three or four of their favourite toys/bears. When they have chosen them, talk about what is special about each toy/bear. Can your child remember when they got it or from whom it was a gift? It would be lovely if other family members could talk about their own favourite toy/bear from when they were little. You could search for an image on the internet to show your child or, even better, you might still have it! Encourage family and friends to join in this conversation via a video call etc. Once the toy/bear guests are finalised, fold some card or paper to make place labels for the picnic. Use your phonics to help you spell each of the sounds.</p>	<p>Time to make your invitations! Ask: what do your teddy bears/toys need to know? (Talk about this with your child, e.g. day, time, place. To help your child, you could write these headings for them to complete). What else do we need to include? E.g. Dear... love from... How shall we decorate our invitations? With an adult, have a look online for some party invitations to help you with ideas. You might choose to design and make one invitation for all the toys, or you might be feeling keen and want to create one for each of them – it's up to you! When you have written your invitation(s), use colour and any craft materials available to make your invitation(s) as attractive as possible.</p>	<p>'There's lots of wonderful things to eat'. This is a line from the Teddy Bears' Picnic song. Talk about the wonderful things will you eat at your picnic. What do teddy bears like to eat? Children might know that Winnie the Pooh likes to eat honey and Paddington likes to eat marmalade sandwiches. You might like to include some of these in your picnic, but don't forget to include your favourites too! Listen to and enjoy again the 1950 Bing Crosby recording here: https://www.youtube.com/watch?v=IrvkHAXnjzI Look at the images and spot all the ideas for picnic treats. Together, read and enjoy some picnic recipes online. There are plenty on the CBeebies and BBC Goodfood websites: https://www.bbc.co.uk/cbeebies/collections/picnic-food-ideas https://www.bbcgoodfood.com/recipes/collection/picnic-recipeskids Once you have decided what you will eat and drink, write a menu or list of all the things you will need. Use your phonics to help you sound out and spell the words. Remember to allow time to make/bake any dishes for the picnic with an adult. Take photos of yourself baking and preparing the food too – this is half the fun!</p>	<p>Picnic time! Today is the day to have your teddy bears' picnic. Don't worry if it's too cold or rainy – indoor picnics are fun too!</p> <p>Remember to set the places with your name labels, plates, cups, cutlery and all your tasty food! Take some photographs of your picnic and if you can, print them out and write a/some sentence(s) about your picnic later on. When you have eaten, settle your toys down and read them your favourite story about bears – there are some suggestions linked below. You could sing the Teddy Bears' Picnic song with your toys too. Have fun!</p> <ul style="list-style-type: none"> • Goldilocks and the Three Bears: https://learnenglishkids.britishcouncil.org/short-stories/goldilocks-and-the-three-bears • Paddington Goes for Gold by Michael Bond https://www.youtube.com/watch?v=s7JC5UFa4VM • Winnie the Pooh - Party in the Wood by A.A. Milne https://www.youtube.com/watch?v=aQaT5jBFCEU • Can't You Sleep Little Bear? by Martin Waddell https://www.youtube.com/watch?v=u1aJimzuzbg

Phonics resources








<p>Phonics Play</p>  <p>www.phonicsplay.co.uk</p> <p>Username: march20 Password: home</p>	<p>ICT games (English)</p>  <p>www.ictgames.com/mobilePage/literacy.html</p>	<p>Epic Phonics</p> <p>www.epicphonics.com/</p> <p>Home of the tricky word videos which can also be found on You Tube</p> 
<p>Espresso</p>  <p>https://online.espresso.co.uk/espresso/login/Authn/UserPassword</p> <p>Username: student 18441 Password: greatwood</p>	<p>Letters and Sounds</p>  <p>www.letters-and-sounds.com/</p>	<p>Top Marks</p>  <p>www.topmarks.co.uk</p>
<p>Phonics Bloom</p>  <p>www.phonicsbloom.com</p>	<p>Teach Your Monster to Read</p>  <p>www.teachyourmonstertoread.com/</p>	<p>Twinkl</p>  <p>www.twinkl.co.uk</p> <p>For printable games and activity sheets</p>

Remember, choose activities that are appropriate for your child. All children know Phase 2, most children are working on remembering and consolidating Phase 3 and some will be able to do Phase 4. It is important that they don't lose confidence so if they are finding something tricky work with them on particular sounds, maybe by watching the Espresso videos in Polly's Phonics. The ear, air and ure sounds are often particularly difficult to remember. The ai, ee, igh, oa, oo/oo sounds are often the easiest.

There are also a range of online ebooks available via Oxford Owl <https://home.oxfordowl.co.uk/books/free-ebooks/>



Maths resources

<p>Jack Hartman videos</p>  <p>https://www.youtube.com/channel/UCVcQH8A634mauPrGbWs7QIQ</p>	<p>Maths</p>  <p>https://www.ictgames.com/mobilePage/index.html</p>	<p>Scratch Garden</p>  <p>https://www.youtube.com/channel/UC8NEs-VWUusyug4zaYVVMgCQ</p>
<p>Espresso</p>  <p>https://online.espresso.co.uk/espresso/login/Authn/UserPassword</p> <p>Username: student 18441 Password: greatwood</p>	<p>Twinkl</p>  <p>www.twinkl.co.uk</p> <p>For printable games and activity sheets</p>	<p>Top Marks</p>  <p>www.topmarks.co.uk</p>
<p>IXL</p>  <p>www.ixl.com</p> <p>Choose any area to keep practising</p> <p>PLEASE NOTE: Access to your individual log on will not be available after 17th July.</p>	<p>If you want to work on a particular area of Maths it is worth looking at the resources provided by the Oak National Academy</p> <p>https://classroom.thenational.academy/subjects-by-year/reception/subjects/maths</p> <p>There are sets of lessons linked to all areas of Maths.</p> <ul style="list-style-type: none"> - Numbers within 10 (5 lessons) - Grouping and sharing (5 lessons) - Calendar and time (5 lessons) - Numbers within 20 (10 lessons) - Shape and pattern (5 lessons) - Doubling and halving (5 lessons) - Addition and subtraction (10 lesson) 	