



## Great Wood Home Learning Recommendations

EYFS June 22<sup>nd</sup> – June 26<sup>th</sup> 2020



Hello again, we hope you had a good week last week and enjoyed learning about owls. Thank you to all those children who wrote letter to the new starter children, I am sure they will love receiving them. This week's home learning is all about aliens and space! We hope you enjoy it!

Reminder: The activities below are **suggestions** – only do what you can, there is no pressure from us to do everything. Priority should be given to **Phonics and Maths and Daily Exercise**, although the English and 'Other Learning' do contain some fun activities!

**Phonics** - At any point, if your child is struggling with any sounds in particular, they could watch the video for that sound at: <https://www.bbc.co.uk/bitesize/topics/zvq9bdm> or on Espresso> Foundation>Phonics>Scrap's Phonics

Don't forget if you have any questions or concerns, please contact us. ☺




Indicates where a photo could be taken and sent to us.



This activity will need an adult to help complete it.














This is an activity that your child will be able to have a go on with minimal instruction/support (after you have found it/logged them on)

Useful Logins		
<b>Espresso</b> <a href="https://online.espresso.co.uk/espresso/login/Authn/UserPassword">https://online.espresso.co.uk/espresso/login/Authn/UserPassword</a> Username: student18441 (no space) Password: greatwood	<b>Phonics Play</b> Username: march 20 Password: home	 <a href="https://new.phonicsplay.co.uk">https://new.phonicsplay.co.uk</a>

*Great Wood is providing you with options and choices to promote learning but does not wish to put undue pressure on children and families at this time. What is recommended will consolidate areas that the children have already covered and when we return to school teachers will make sure all gaps in learning are filled. Please contact your child's teacher by email if you have questions.*

**Alien Invasion!**

When following links online, parents should monitor that children are remaining on that page only and are keeping safe online.

	<b>English</b> <b>(Stories, Reading and Writing)</b>	<b>Phonics</b>	<b>Maths</b>	<b>Other Learning</b>
<b>Monday</b>	 <p>Watch and enjoy the story <i>Aliens Love Underpants</i> by Claire Freedman:  <a href="https://www.youtube.com/watch?v=ADnAGBWlZqE">https://www.youtube.com/watch?v=ADnAGBWlZqE</a>          Discuss the story with your child including:  <i>What did the aliens see in the story?</i>          Return to the story <i>Aliens Love Underpants</i> again and pause the film on each image.          Use the following prompts to support discussion for each image:</p> <ul style="list-style-type: none"> <li>• I can see ...</li> <li>• Tell me more ...</li> </ul>   <p>After saying several sentences orally, encourage your child to write sentences for their favourite images using the sentence starter, <i>I can see...</i></p> <p>Look at the image 2:20 mins from the clip above. Ask: <i>Which are your favourite underpants and why?</i> Now say and write a sentence using the image to support ideas, e.g.  <i>My favourite underpants are ...</i>          Encourage your child to use their phonics to help them sound out and spell words.</p>	 <p>Practice the Phase 3 sounds on Phonics Play – Flashcards Speed Trials:  <a href="https://new.phonicsplay.co.uk">https://new.phonicsplay.co.uk</a>          (Username: march20          Password: home)</p>  <p>Use the video to read the captions – you will need to mute the video and possibly pause it to give your child more time to sound out and blend. This is similar to last week but a different video  <a href="https://www.youtube.com/watch?v=ug7jakKTS20">https://www.youtube.com/watch?v=ug7jakKTS20</a></p>  <p>Have a go at writing the captions.</p>	<p>For the first part of this week, we are going to be learning about time. There are no appropriate activities on IXL, so here are some more practical activities, aimed at our age group.          By the end of reception, we aim that the children can use everyday language to talk about time e.g. o'clock, yesterday, today, tomorrow, minute, hour, days of the week.</p>  <p>Here is a song to help you learn the days of the week:  <a href="https://www.youtube.com/watch?v=mXMofxtDPUQ&amp;v=en">https://www.youtube.com/watch?v=mXMofxtDPUQ&amp;v=en</a></p>  <p>Make a timetable of your day.          You could draw pictures for each activity or take photographs to stick on. Write in your meal times and any other activities you do. Underneath each activity, you or an adult could write the time.</p>	 <p>With an adult, design and make your own alien. This could be with playdough, junk modelling or finger puppets. See the clip below to find out how to make alien finger puppets (adult help needed):  <a href="https://www.youtube.com/watch?v=EONghyyx14w">https://www.youtube.com/watch?v=EONghyyx14w</a></p>  <p>Give your alien a name. What does he/she look like? What does he/she like doing? Write ideas about your alien by labelling it and writing sentences. You could return to the <i>Aliens Love Underpants</i> story and discuss which other clothes you might see on a washing line. Can you name them? Look outside at your washing line and your neighbours' washing lines. Now create sentences about what your alien loves. Make sure you say each sentence orally first, e.g. <i>My alien loves socks. My alien loves t shirts. My alien loves shorts. Etc.</i></p>




## English (Stories, Reading and Writing)



Listen to and enjoy *Here Come the Aliens* by Colin McNaughton:

<https://www.youtube.com/watch?v=psKDT2oLzIA>



Discuss any new or unfamiliar words from the story, e.g. *squelches*, *slobber*, *bald*. Ask: *which is your favourite alien from the story and why?* Return to each picture to discuss each alien.



Draw a picture of your favourite alien and label it using some of the vocabulary from the book.

## Phonics

### Trick word Tuesday!



Watch the tricky word videos.  
Phase 2 (plus some phase 3) -  
<https://www.youtube.com/watch?v=TvMyssfAUx0>  
Phase 3 -  
<https://www.youtube.com/watch?v=R087lYrRpgY>  
Phase 4 -  
<https://www.youtube.com/watch?v=3NOzgR1ANc4>



Play 'Tricky Word Trucks' on Phonics Play. You will need to click on the tick or cross as your child says the word.  
<https://new.phonicsplay.co.uk>  
(Username: march20  
Password: home)

## Maths



Warm up today with this counting in 2s video:

[https://www.youtube.com/watch?time\\_continue=7&v=GvTcpfSnOMQ&feature=emb\\_logo](https://www.youtube.com/watch?time_continue=7&v=GvTcpfSnOMQ&feature=emb_logo)



This video introduces the analogue clock face and then starts helping children to learn to tell the time. **They don't need to learn to tell the time in reception**, but if you would like to start teaching them, this could be a good place to start. Otherwise, just watch the beginning part which introduces the clock face:

<https://www.youtube.com/watch?v=HrxZWNU72WI>

There is an interactive clock here if you would like to practice telling the time with your child, you might want to just start with o'clock, then move onto half past: <https://toytheater.com/clock/>



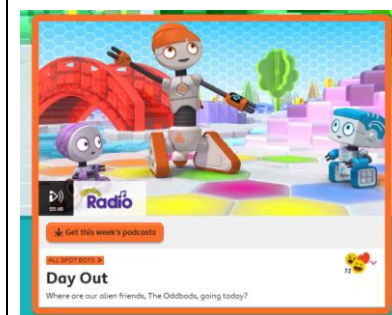
Make your own clock using a paper plate or by cutting a circle out of cardboard. Use a real clock to help you to write the numbers correctly and make your own clock hands. You could set the clock to different times to help you know when it is time for something, e.g. if you want to know when bedtime is. Ask an adult to help you set your clock to that time so you can check it against a working clock to know when you need to go upstairs.

## Other Learning



Practice those very important listening skills by listening to *Spot Bots* on CBeebies Radio:

<https://www.bbc.co.uk/cbeebies/radio/spot-bots-day-out>



**Tuesday**




## English (Stories, Reading and Writing)



Listen to and enjoy *Come to Tea on Planet Zum Zee* by Tony Mitton:

<https://www.youtube.com/watch?v=og8FbcZX3oQ>



You can also read the opening extract to the book here:

<https://www.lovereading4kids.co.uk/book/1424/Come-to-Tea-on-Planet-Zum-zee-by-Tony-Mitton.html>

(You will need to become a member of LoveReading4Kids. Membership is free).

Discuss the story together. Now set up your own alien tea party! Make invitations and a menu. You could create more aliens using playdough, junk modelling or finger puppets to come to the tea party. With an adult, make some alien cupcakes – see link here:

<https://family.disney.com/recipe/toy-story-green-alien-cupcakes/>

Enjoy your tea party with your alien friends!

## Phonics



Here is a phonics lesson that reviews some Phase 3 sounds and focuses on blending to read words with oo, ar, or, ur:

<https://www.youtube.com/watch?v=1mWqsLR3faA>



Play 'Make a Match' on Phonics Play:

<https://new.phonicsplay.co.uk>

(Username: march20

Password: home)

## Maths



Warm up today with this counting in 10s song:

<https://www.youtube.com/watch?v=Ftati8iGQcs>



Listen to the story 'Jasper's Beanstalk.' Can you predict what day of the week is coming next?

[https://www.youtube.com/watch?v=Da6lxY\\_8jmU](https://www.youtube.com/watch?v=Da6lxY_8jmU)



Write down the days of the week and draw a picture or write what you have done or will do on each one.

## Other Learning



Watch and enjoy *Q Pootle* 5 cartoons:


This is just the title sequence to introduce the characters:

<https://www.youtube.com/watch?v=XkCg1gao2qM>

Here are the cartoons:

<https://www.youtube.com/watch?v=2ym7c9C99xI>

Wednesday

	<b>English</b> <b>(Stories, Reading and Writing)</b>	<b>Phonics</b>	<b>Maths</b>	<b>Other Learning</b>
<b>Thursday</b>	<div data-bbox="250 150 344 245"></div> <p>Watch, enjoy and join in with these poems and songs.            Can you choose your favourite one?  <i>Five Little Men in a Flying Saucer</i>  <a href="https://www.youtube.com/watch?v=7_1-TrPqjwA">https://www.youtube.com/watch?v=7_1-TrPqjwA</a></p> <p><i>Zoom Zoom Zoom We're Going to the Moon</i>  <a href="https://www.youtube.com/watch?v=DEHBrmZxAf8">https://www.youtube.com/watch?v=DEHBrmZxAf8</a></p> <p><i>My Little Spaceship</i>  <a href="https://www.youtube.com/watch?v=5MZ_8rO7gvI">https://www.youtube.com/watch?v=5MZ_8rO7gvI</a></p> <p><i>Planet Song</i>  <a href="https://www.youtube.com/watch?v=NLhqWE3kxgQ">https://www.youtube.com/watch?v=NLhqWE3kxgQ</a></p> <p>Read this poem to your child:  <a href="http://angelaspoeems.com/funny-silly-poems/aliens-look-whos-green/#more-5345">http://angelaspoeems.com/funny-silly-poems/aliens-look-whos-green/#more-5345</a></p>	<div data-bbox="810 150 913 245"></div> <p>Complete a flashcard time challenge on Phonics Play:  <a href="https://new.phonicsplay.co.uk">https://new.phonicsplay.co.uk</a>            Choose Phase 2&amp;3            (Username: march20            Password: home)</p> <div data-bbox="810 478 900 574"></div> <p>Play 'pick a picture' on Phonics Play:  <a href="https://www.phonicsplay.co.uk/resources/phase/2/pick-a-picture">https://www.phonicsplay.co.uk/resources/phase/2/pick-a-picture</a>            Choose Phase 3 digraphs            (Username: march20            Password: home)</p>	<p>Number of the day</p> <div data-bbox="1415 197 1554 293"></div> <div data-bbox="1240 293 1348 389"></div> <p>Find out the number of the day with The Count:  <a href="https://www.youtube.com/watch?v=iwSJXyI7zUA">https://www.youtube.com/watch?v=iwSJXyI7zUA</a></p> <p>Watch Numberblocks 19  <a href="https://www.bbc.co.uk/iplayer/episode/m000663t/numberblocks-series-4-nineteen">https://www.bbc.co.uk/iplayer/episode/m000663t/numberblocks-series-4-nineteen</a>            Learn more about 19:  <a href="https://www.youtube.com/watch?v=NVBvB_5vhAo">https://www.youtube.com/watch?v=NVBvB_5vhAo</a></p> <div data-bbox="1240 836 1348 932"></div> <p>Log in to IXL and practice the 'skills suggested by your teacher'</p> <p>Today:            Please go to 'Diagnostics' and 'Step into the Arena.' Spend 10 minutes here (or more if you like!) If you have not finished the 'diagnostic' questions, please finish them and 'turn your bars into stars'. If your bars already show stars, then you can still 'step into the arena' to focus in on skills you need to practice.</p>	<div data-bbox="1765 150 1859 245"></div> <p>Enjoy some of the activities from Space Week on CBeebies:  <a href="https://www.bbc.co.uk/cbeebies/curations/space-week">https://www.bbc.co.uk/cbeebies/curations/space-week</a></p> <div data-bbox="1765 491 2159 670"></div>






## English (Stories, Reading and Writing)



*Goodnight Spaceman* by Michelle Robinson:  
<https://www.youtube.com/watch?v=YJbHzvWsIyY>



Can you make a pretend rocket, perhaps with a cardboard box, or a clothes maiden with a blanket over it? You could count down and blast off into space. Perhaps you could use your phonics write a letter to Tim Peake, the famous astronaut, and tell him what you saw on your adventure.



We would love to see your rocket and/or letter!

Happy  
Friday

## Phonics



Practise saying the sounds you have learned using the flashcards sent home, Scrap and Polly on Espresso:

<https://online.espresso.co.uk/espresso/login/Authn/UserPassword>

Username: student 18441  
Password: greatwood  
Foundation>Literacy>Phonics



Play Speed Splat:  
<https://www.youtube.com/watch?v=oTtSg1avtxc>

You may need to pause the video to give your child chance to read all the words before deciding which is the correct one to splat.

## Maths

Number of the day

20



Find out the number of the day with The Count:

<https://www.youtube.com/watch?v=ZQVeVRnfhcA>

Watch Numberblocks 20:

<https://www.bbc.co.uk/iplayer/episode/m0006rr5/numberblocks-series-4-twenty>

Learn more about 20:

<https://www.youtube.com/watch?v=5nytN7OJ4A>



Log in to IXL and practice the 'skills suggested by your teacher'

Today:

Please go to 'Diagnostics' and 'Step into the Arena.' Spend 10 minutes here (or more if you like!) If you have not finished the 'diagnostic' questions, please finish them and 'turn your bars into stars'. If your bars already show stars, then you can still 'step into the arena' to focus in on skills you need to practice.

## Other Learning



Login to **Espresso**  
<https://online.espresso.co.uk/espresso/login/Authn/UserPassword>

Username: student 18441  
Password: greatwood

Select:  
Foundation>Understanding  
the World>Space

Explore the videos and activities to find out more about Space

