



Great Wood Home Learning Recommendations



EYFS May 4th – May 8th 2020

Hello again Acorns and Chestnuts. Thank you for all your hard work last week! It was so lovely to see the photographs you sent in. Well done to everyone who managed to 'Enter the Arena' in the Diagnostics section. If you have not yet done this, please do – and don't forget to click on 'I do not know this yet' if your child is at all unsure. Questions pop up from all age groups so some will be inappropriate!

Reminder: The activities below are **suggestions** – only do what you can, there is no pressure from us to do everything. Priority should be given to phonics and maths (on IXL). Daily exercise is also important, outside if possible. We have added some symbols that may help you select activities if you are unable to complete the whole timetable. These are a guide only, different children will need different levels of support. All activities work better with an adult helping. However, some can be completed by your child more independently. When following links online, parents should monitor that children are remaining on that page only and are keeping safe online. See below for symbols that appear on the suggestions below:



Indicates where a photo could be taken and sent to us.



This activity will need an adult to help complete it.



This is an activity that your child will be able to have a go on with minimal instruction/support (after you have found it/logged them on)



Useful Logins	
Espresso Username: student 18441 Password: greatwood	Phonics Play Username: march 20 Password: home












We hope you enjoy next week's home learning. We look forward to seeing how you get on. Don't forget if you have any questions or concerns, please contact us. 😊













Great Wood is providing you with options and choices to promote learning but does not wish to put undue pressure on children and families at this time. What is recommended will consolidate areas that the children have already covered and when we return to school teachers will make sure all gaps in learning are filled. Please contact your child's teacher by email if you have questions.


Minibeasts!













	English (Stories, Reading and Writing)	Phonics	Maths	Other Learning
Monday Caterpillars and Butterflies 	<div data-bbox="241 347 347 448"></div> <p>Watch and enjoy the story, <i>Caterpillar Shoes</i></p> <p>https://www.youtube.com/watch?v=tYa6OLQHrEc</p> <div data-bbox="241 611 336 718"></div> <p>Talk about who the caterpillar saw on the way. Can they remember?</p> <div data-bbox="257 802 324 866"></div> <p>If you can, watch it again, this time pausing to write a list of who the caterpillar meets, e.g. a woodlouse. (Extend where possible to write sentence about the creatures, e.g. <i>A friendly woodlouse was under the rocks.</i>) Perhaps you could even make a little folding book from paper with each page saying who the caterpillar met.</p>	<div data-bbox="826 347 931 448"></div> <p>Practise recognising and saying all the sounds your child has learned. Today you could revise them by watching this video: https://www.youtube.com/watch?v=SKf8coVCLwA</p> <div data-bbox="826 798 931 898"></div> <p>Play 'Picnic on Pluto' (select Phase 3>revise all phase 3, if your child finds this easy, select phase 4)</p> <div data-bbox="826 1066 1209 1203"></div> <p>https://new.phonicsplay.co.uk</p>	<div data-bbox="1240 347 1346 448"></div> <p>Practise counting with this game: Whack-a-Mole (You can challenge your child by setting the start number to different numbers or even to count backwards.) https://www.ictgames.com/mobilePage/whackAMole/index.html</p> <div data-bbox="1240 767 1346 868"></div> <p>Log in to IXL and practice the 'skills suggested by your teacher'</p> <p>Today have a go at: C.3 Count using stickers - up to 10 C.4 Count on ten frames - up to 10</p> <p>If you finish these, have a go at some 'recommended skills'</p>	<div data-bbox="1794 384 1899 485"></div> <p>Watch and enjoy the CBeebies episode on caterpillars: https://www.youtube.com/watch?v=a75Jqde8k1I</p> <div data-bbox="1785 759 1877 866"></div> <p>Talk to your child about what they saw. Can they tell you any information now about butterflies?</p>

	English (Stories, Reading and Writing)	Phonics	Maths	Other Learning
<p>Tuesday</p> <p>Caterpillars and Butterflies</p> 	<div data-bbox="241 148 347 252">  </div> <p>Watch and enjoy The Very Hungry Caterpillar by Eric Carle:</p> <p>https://www.youtube.com/watch?v=75NQK-Sm1YY</p> <div data-bbox="241 451 403 558">  </div> <p>Write a list of what the caterpillar ate each day, e.g. <i>On Monday he ate one apple etc.</i> Talk to your child about what they like to eat and write their own list, e.g. <i>On Monday I ate one pizza</i> etc.</p> <div data-bbox="331 842 707 1102">  </div>	<div data-bbox="826 148 918 252">  </div> <p>Practise recognising and saying all the sounds your child has learned (using flashcards sent home or Espresso)</p> <p>If your child is struggling with any sounds in particular, they could watch the video for that sound on:</p> <p>https://www.bbc.co.uk/bitesize/topics/zvq9bdm</p> <div data-bbox="826 885 931 981">  </div> <p>Play 'Buried Treasure' (select Phase 3>revise all phase 3, if your child finds this easy, select phase 4)</p> <div data-bbox="826 1157 1209 1281">  </div> <p>https://new.phonicsplay.co.uk</p>	<div data-bbox="1240 148 1346 252">  </div> <p>Have a look at 'Number of the day' today. It's number 10!</p> <p>https://www.youtube.com/watch?v=3ow5NZWLHO</p> <p>Log in to IXL and practice the 'skills suggested by your teacher'</p> <p>Today have a go at:</p> <p>C.5 Show numbers on ten frames - up to 10</p> <p>C.6 Represent numbers - up to 10</p> <p>If you finish these, have a go at some 'recommended skills'</p>	<div data-bbox="1787 148 1892 252">  </div> <p>Watch the clip explaining the lifecycle of a butterfly:</p> <p>https://www.youtube.com/watch?v=dM71jKNuk-M</p> <div data-bbox="1787 491 1946 598">  </div> <p>Talk about what happens to transform a caterpillar into a butterfly. Can your child use the words: <i>egg, lava, caterpillar, pupa, chrysalis, butterfly</i> to talk about what happens at each stage? Make a life cycle of a butterfly drawing/collage or use a paper plate following</p>

	English (Stories, Reading and Writing)	Phonics	Maths	Other Learning
<p>Wednesday</p> <p>Minibeasts</p> 	 <p>Read the book <i>Big, Bad Bug!</i> (Your child may be able to read this independently using their phonics to build and blend the words).</p> <p>Free Oxford Owl registration will be required to access this. Create a login first, then click on this link to go straight to the book.</p> <p>https://www.oxfordowl.co.uk/api/digital_books/1215.html</p> <p>Talk about where the bugs were found. Retell the story using the pictures to help. Answer questions such as: <i>Where did Biff find her bug? What do you think a bug is? What do you think they were feeling when Dad found a bug as big as a rat?</i></p>  <p>Can your child write the original story, or write their own version as to where they might find a bug? <i>E.g. I found a bug on my window. My mummy found a bug on her hand. etc.</i></p>	 <p>Practise recognising and saying all the sounds your child has learned using 'Flashcard Speed Trial' on</p>  <p>https://new.phonicsplay.co.uk</p>  <p>Play 'Make a Match' (Phase 3) on Phonics Play</p>	 <p>Follow this link: https://www.ictgames.com/mobilePage/enFrame/index.html Bring up two 'ten frames' on the screen, put different numbers of counters (numbers between 10 and 20) on them and ask your child to work out how many. If there are more than 10, can they work it out by knowing it is 10 and ... (e.g. 14 is 10 on one ten frame and 4 on the other).</p>  <p>Give them a number and ask them to put it on the ten frame.</p>  <p>Log in to IXL and practice the 'skills suggested by your teacher' Today have a go at:</p> <p>D.1 Count to 20</p> <p>D.2 Count on ten frames - up to 20</p> <p>If you finish these, have a go at some 'recommended skills'</p>	 <p>Watch this BBC bitesize video 'What are Minibeasts' https://www.bbc.co.uk/bitesize/topics/z6882hv/articles/z9fkwmn</p> <p>Then watch this short video: https://www.youtube.com/watch?v=yjw_lvGRTKO</p>  <p>Can you go on a bug hunt and record what you found by drawing pictures and using your phonics to write words?</p>

	English (Stories, Reading and Writing)	Phonics	Maths	Other Learning
<p>Thursday</p> <p>Minibeasts</p> 	 <p>Read and enjoy the story <i>Mad about Mini Beasts</i> by Giles Andreae and David Wojtowycz</p> <p>https://www.youtube.com/watch?v=3rDQ_N8I7RkY</p>  <p>Pick your favourite mini beast and draw a picture of it. Re-read the book, listening out for your favourite. Label your picture with information you have found from the book, so it resembles a diagram or fact file. This could be supplemented by watching more video clips about your chosen creature, e.g. Snails – from start to 1:55 mins: https://www.youtube.com/watch?v=pLCtVGB1mFw</p>	 <p>Practise recognising and saying all the sounds your child has learned using 'Flashcard Time Challenge' on</p>  <p>https://new.phonicsplay.co.uk</p>  <p>Play 'Space Race' on Phonics Play. Your child may need their sound mat or sound book next to them to help them with this (some may need more adult support)</p>	 <p>Have a look at 'Number of the day' today. It's number 11!</p> <p>https://www.youtube.com/watch?v=gJOQ4gnNBdA</p>  <p>Log in to IXL and practice the 'skills suggested by your teacher'</p> <p>Today have a go at:</p> <p>D.3 Show numbers on ten frames - up to 20</p> <p>D.4 Represent numbers - up to 20</p> <p>If you finish these, have a go at some 'recommended skills'</p>	 <p>Login to Espresso username: student 18441 password: greatwood</p> <p>Select Foundation > Understanding the World>Espresso Zoo> Videos>Minibeasts</p> <p>Watch the video – can you name all the minibeasts? Have a go at the activity where you have to label the minibeasts on the screen.</p>  <p>Draw, paint or make your favourite minibeast using playdough or junk modelling</p>

	English (Stories, Reading and Writing)	Phonics	Maths	Other Learning
<p>Happy Friday</p> <p>Buzzy Bees</p> 	 <p>Watch and listen to this song:</p> <p>'Here is the Beehive': https://www.youtube.com/watch?v=V5Bs9xydba0</p>  <p>Talk about how the bees were flying, (e.g. high, low, fast, slow). Which words rhyme?</p>  <p>At night the bees go to sleep. Can your child use their phonics and tricky words to write this sentence (At night the bees go to sleep.) Don't forget a capital letter, finger space and full stop.</p>	 <p>Practise recognising and saying all the sounds your child has learned (using flashcards sent home or Espresso)</p>  <p>https://new.phonicsplay.co.uk</p>  <p>Choose your favourite game from this week, and play again! Or log on to Espresso, go to 'Phonics' and choose 'Scrap' or 'Polly's' section and choose an activity.</p>	 <p>Click on the link below and have a go at adding using pictures</p> <p>https://www.topmarks.co.uk/addition/addition-to-10</p> <p>Log in to IXL and practice the 'skills suggested by your teacher'</p> <p>Today have a go at:</p> <p>F.1 Add with pictures - sums up to 5</p> <p>G.1 Add with pictures - sums up to 10</p> <p>If you finish these, have a go at some 'recommended skills'</p>	 <p>Login to Espresso username: student 18441 password: greatwood Click on 'Foundation>Understanding the World>New Life.'</p> <ul style="list-style-type: none"> • Watch the video 'How honey is made,' how many flowers does a bee have to visit to make one jar of honey? Have a guess, then watch the video to find out! <p>Sing along to 'The Bees Go Buzzing' song on YouTube: https://www.youtube.com/watch?v=bWUgZm_AE64</p>