



Great Wood Home Learning Recommendations



EYFS June 1st – June 5th 2020

Hello again everybody, it's Summer Term 2! We hope you are all doing ok and you managed to enjoy some of the glorious weather during half term. Due to school remaining closed for Reception children we are continuing with our home learning suggestions. Remember the activities below are **suggestions** – only do what you can, there is no pressure from us to do everything. Priority should be given to **Phonics and Maths and Daily Exercise**, although the English and 'Other Learning' do contain some fun activities. A lot of the phonics and maths activities are repetitious due to the nature of Reception and the need to constantly revisit concepts to help the children remember them. We have tried to come up with some different online activities but if there are any ideas that you have or suggestions you think work to motivate your child we would welcome them. We have all been learning at home for a while now so it would be great to share practical ideas that are working. With phonics, many of the activities are separated into phases – if you are unsure what phase your child should be working at, please get in touch. We don't want children to become frustrated or upset because the activities are too hard. Remember there are some useful videos at <https://www.bbc.co.uk/bitesize/topics/zvq9bdm> or on Espresso> Foundation>Phonics.

We hope you enjoy next week's home learning, based on Handa's Surprise. We look forward to seeing how you get on. Don't forget if you have any questions or concerns, please contact us. We also love to see your photographs. 😊



Indicates where a photo could be taken and sent to us.



This activity will need an adult to help complete it.



This is an activity that your child will be able to have a go on with minimal instruction/support (after you have found it/logged them on)

Useful Logins

Espresso <https://www.discoveryeducation.co.uk/what-we-offer/discovery-education-espresso>
Username: student 18441
Password: greatwood

Phonics Play
Username: march 20
Password: home














<https://new.phonicsplay.co.uk>














Great Wood is providing you with options and choices to promote learning but does not wish to put undue pressure on children and families at this time. What is recommended will consolidate areas that the children have already covered and when we return to school teachers will make sure all gaps in learning are filled. Please contact your child's teacher by email if you have questions.


Handa's Surprise!



When following links online, parents should monitor that children are remaining on that page only and are keeping safe online.

	English (Stories, Reading and Writing)	Phonics	Maths	Other Learning
<p>Monday</p> 	 <p>Ask your child what they understand by the word <i>surprise</i>. Have they ever been given a surprise? What was it and what was it for? Tell them that they are going to listen to a story about a little girl who surprises her friend. Watch and enjoy the story, <i>Handa's Surprise</i> by Eileen Browne https://www.youtube.com/watch?v=cqmYy0bAJiQ</p> <p>Listen and watch again. <i>How many delicious fruits did Handa put into the basket? Who stole the first fruit? Who stole the spiky-leaved pineapple? Why was Handa surprised when she gave the basket to Akeyo? How did the tangerines get into the basket? Why was Akeyo so happy with her surprise?</i></p>  <p>Ask your child to draw or paint a big colourful picture of all the fruits from the story. Label the fruits using their phonics knowledge.</p>	 <p>Revise graphemes using Epic Phonics video – https://www.youtube.com/watch?v=aNcBWSBxSpO</p>   <p>Can you write two words for each of the sounds – ai, ee, igh, oa, oo (long) and oo (short)?</p> <p>CHALLENGE – choose two words to put into sentences.</p>	 <p>Have a look at some fruit or vegetables that you have at home. Hold them in your hand; do they feel light or heavy? Compare them. Which is the heaviest/lightest? You could weigh them to find out if you have some scales.</p> <p>Can you put them in order, lightest to heaviest?</p>  <p>Log in to IXL and practice the 'skills suggested by your teacher'</p> <p>Today have a go at:</p> <p>N4 Light and Heavy U4 Light and Heavy</p> <p>If you finish these, have a go at some 'recommended skills'</p>	 <p>Watch the M&S advert: <i>Adventures in Fiesta</i> https://www.youtube.com/watch?v=UQxdrwKPz04</p> <p>Ask your child to name the fruits and vegetables they can see. <i>Why are fruit and vegetables important to us? How many portions are we supposed to eat each day?</i> https://www.nhs.uk/change4life/food-facts/five-a-day</p> <p><i>Which fruits are your favourite?</i></p>

	English (Stories, Reading and Writing)	Phonics	Maths	Other Learning
Tuesday	<div data-bbox="250 148 342 247"></div> <p>Revisit the story of <i>Handa's Surprise</i> from yesterday.</p> <p>See if you can take turns with your child to re-tell the story in sequence. You could use the fruit picture from the previous activity to help. Model the first sentence orally to your child, e.g. <i>One day Handa put seven fruits in a basket ...</i> your child can then continue, e.g. <i>First, the monkey stole the banana ...</i> Encourage the use of time words (<i>first, next, then</i>).</p> <div data-bbox="241 810 409 917"></div> <p>Following this, encourage your child to try to write some independent simple sentences about <i>Handa's Surprise</i>. Remind them to use their phonics to help with their spelling.</p>	<p><u>Tricky Word Tuesday!</u></p> <div data-bbox="808 225 913 328"></div> <p>Tricky word videos –</p> <p>Phase 2 (plus some phase 3) - https://www.youtube.com/watch?v=TvMyssfAUxO</p> <p>Phase 3 - https://www.youtube.com/watch?v=R087lYrRpgY</p> <p>Phase 4 - https://www.youtube.com/watch?v=3NOzgR1ANc4</p> <div data-bbox="808 837 898 946"></div> <p>How many can you remember and write down? You could make your own tricky words on scraps of paper and play games with them – snap, go on a word hunt, lay them on a table and when the grown up says a word find it and splat it, stick them on a wall outside and when a grown up says the word squirt it with the hose pipe.</p>	<div data-bbox="1249 148 1339 247"></div> <p><u>Repeating patterns</u></p> <p>In school, we have learned about repeating patterns, e.g. red, blue, red, blue. We made fruit skewers using repeating patterns of fruit. We thought you might like to look at some photos of your pattern work (and see your friends faces 😊) There's lots of marvellous maths ideas as well as pattern inspiration - you might be able to do some of the activities at home too: https://youtu.be/CQfdvZOWC6A</p> <p>You could make them again at home (see today's 'other learning') Can they challenge themselves to repeat patterns of 3, 4 or 5? E.g. a pattern of 4 would be: grape, apple, banana, pear, grape, apple, banana, pear. There's also a printable fruit pattern sheet on twinkl https://www.twinkl.co.uk/resource/t-n-6237-repeating-pattern-fruit-activity-sheets</p>	<div data-bbox="1731 148 1821 247"></div> <p><i>Are there any fruits that you would like to try for the first time, possibly from Handa's Surprise?</i> Make a list of these and, where possible, get some new and exciting fruits for your child to try. Look at the fruit skewer recipe on the BBC Goodfood website https://www.bbcgoodfood.com/recipes/rainbow-fruit-skewers</p> <p>Help your child design their own tasty fruit skewer. Draw a picture and write a list of ingredients. Extend to writing simple sentences for the recipe, e.g. <i>First wash your hands ...</i> If possible, in the upcoming days, make the fruit skewers together for the whole household to share!</p>

	English (Stories, Reading and Writing)	Phonics	Maths	Other Learning
Wednesday	<div data-bbox="250 148 340 247"></div> <p>Think about Handa's Surprise again. Where does your child think the story might be set? Spend today's session researching Africa (in particular Kenya). Watch the short animation: <i>Africa</i> on CBeebies <i>Go Jettors</i></p> <p>https://www.bbc.co.uk/programmes/p081tmh5</p> <p><i>What did they learn? Which animals live in Africa?</i> List them. Watch <i>Andy's Safari Adventures</i></p> <p>https://www.bbc.co.uk/iplayer/episode/b09sz14g/andys-safari-adventures-series-1-7-andy-and-the-lions</p> <p>Later in the day, ask your child to tell a relative all the interesting things they learned about African lions today. Can they write a sentence or two about what they have heard?</p>	<div data-bbox="808 188 913 287"></div> <p>Revise letter names and sounds using the Alphabet song - https://www.youtube.com/watch?v=5PmB3SIjNdQ</p> <div data-bbox="808 438 913 537"></div> <p>Matching upper case/lower case letters worksheet (if you have a printer) – Twinkl https://www.twinkl.co.uk/resource/t-l-1068-upper-case-and-lower-case-matching-worksheet</p> <p>Online game - http://www.literactive.com/Download/live.asp?swf=story_files/mouse_house_US.swf</p> <div data-bbox="808 1021 913 1120"></div> <p>Log in to IXL English and practice:</p> <p>Year R Alphabet B1 – B12</p>	<div data-bbox="1249 148 1355 247"></div> <p>Remind yourself of 'doubles':</p> <p>https://www.youtube.com/watch?time_continue=46&v=Ik_OAgzD-8&feature=emb_logo</p> <div data-bbox="1249 481 1355 580"></div> <p>Have a go at solving some problems using your knowledge of doubles using the attached PDF.</p> <div data-bbox="1249 748 1355 847"></div> <p>Log in to IXL and practice the 'skills suggested by your teacher'</p> <p>Today have a go at:</p> <p>G.6</p> <p>Add doubles - sums up to 10</p> <p>If you finish these, have a go at some 'recommended skills'</p>	<div data-bbox="1736 148 1841 247"></div> <p>There is an artist called Arcimboldo who painted pictures with fruit and food.</p> <div data-bbox="1736 331 2168 798"></div> <p>Watch this Mister Maker video: https://www.youtube.com/watch?v=7TVsSjv9zEY</p> <div data-bbox="1736 954 1841 1053"></div> <p>Create your own food art at: http://www.middlestreet.org/archim/frame.htm</p> <div data-bbox="1736 1209 1841 1308"></div> <div data-bbox="1818 1257 1870 1305"></div> <p>Have a go at creating your own 'food picture' using pencil crayons, felt tips or paint.</p>

	English (Stories, Reading and Writing)	Phonics	Maths	Other Learning
Thursday	<div data-bbox="241 188 331 284"></div> <p>Ask your child to name some fruits that do not appear in <i>Handa's Surprise</i>. These could be from the fruit skewer recipe. Use words to describe the fruit, e.g. <i>juicy</i>, <i>round</i>.</p> <p>Watch https://www.bbc.co.uk/programmes/p011smwc to learn about some African animals.</p> <div data-bbox="241 691 293 735"></div> <p>Could you use this information to write a new page for the story? Rehearse the sentence out loud before attempting to write it independently, e.g. <i>The rhino took the round green melon from the basket</i>. You could extend this by folding a piece of paper into a small book for your child to write their own, improved version of the story.</p>	<div data-bbox="808 148 898 256"></div> <p>Practise recognising and saying all the sounds your child has learned (using flashcards sent home or Espresso or Phonics Play 'Flashcards Speed Trial') or the video from yesterday!</p> <div data-bbox="808 536 913 632"></div> <p>Reading game: Help a Hedgehog – https://www.ictgames.com/mobilePage/helpAHedgehog/index.html</p> <p>How many words can you read in the time? Choose a level for your child or add your own words.</p>	<div data-bbox="1240 148 1339 244"></div> <p><u>Number of the day</u></p> <div data-bbox="1417 256 1554 352"></div> <p>Watch Numberblocks 15: https://www.bbc.co.uk/iplayer/episode/m00029tw/numberblocks-series-3-fifteen</p> <p>Learn more about 15: https://www.youtube.com/watch?v=YBc5Mv9MHzk</p> <div data-bbox="1240 762 1346 858"></div> <p>Log in to IXL and practice the 'skills suggested by your teacher'</p> <p>Today: Please go to 'Diagnostics' and 'Step into the Arena.' Spend 10 minutes here (or more if you like!) If you have not finished the 'diagnostic' questions, please finish them and 'turn your bars into stars'. If your bars already show stars, then you can still 'step into the arena' to focus in on skills you need to practice.</p>	<div data-bbox="1731 148 1830 244"></div> <p><u>Handwriting</u></p> <p>Remind yourself how to form the 'curly caterpillar letters': https://www.bbc.co.uk/bitesize/topics/zgjj6sg/articles/zwnh4qt</p> <div data-bbox="1731 451 1830 547"></div> <p>Now practice writing these letters following the correct 'patter' (in Home learning books and packs) c,o,a,d,g,q,s,f</p> <p>Remember – ALWAYS START AT THE TOP OF THE CURVE!</p>

	English (Stories, Reading and Writing)	Phonics	Maths	Other Learning
Happy Friday	<div data-bbox="241 151 347 244"></div> <p>Watch and enjoy the story of <i>Handa's Hen</i>:</p> <p>https://www.youtube.com/watch?v=V3q1hwmsj1s</p> <div data-bbox="241 536 331 644"></div> <p>Talk about the story. Were there any animals that you haven't seen before? Can you draw and label any of them? Where did Handa's hen go?</p>	<div data-bbox="806 151 896 244"></div> <p>Practise recognising and saying all the sounds your child has learned (using flashcards sent home or Espresso or Phonics Play 'Flashcards Speed Trial') or the video from yesterday!</p> <div data-bbox="806 528 911 632"></div> <p>Either choose a Phonics game that you have played before (on Espresso or Phonics Play – see links above), or if you would like a challenge go to  https://www.pobble365.com/ and see what today's picture is. Can you write a sentence about it using your phonics? E.g. 'I can see a big train in the air. Don't forget your capital letter, finger spaces and full stop. You may need a sound mat or book to help. If you don't like today's picture you can always scroll past it.</p>	<div data-bbox="1240 151 1346 244"></div> <p><u>Number of the day</u></p> <div data-bbox="1417 264 1554 360"></div> <p>Watch Numberblocks 16:</p> <p>https://www.bbc.co.uk/iplayer/episode/m0005yfs/numberblocks-series-4-sixteen</p> <p>Learn more about 16: https://www.youtube.com/watch?v=AMDQX30otVQ</p> <p>Log in to IXL and practice the 'skills suggested by your teacher'</p> <p>Today: Please go to 'Diagnostics' and 'Step into the Arena.' Spend 10 minutes here (or more if you like!) If you have not finished the 'diagnostic' questions, please finish them and 'turn your bars into stars'. If your bars already show stars, then you can still 'step into the arena' to focus in on skills you need to practice.</p>	<div data-bbox="1731 151 1836 244"></div> <p>Learn about food from around the world by watching:</p> <p>My World Kitchen (recipes from around the world- full episodes and recipes) https://www.bbc.co.uk/iplayer/episodes/b09r7th9/my-world-kitchen https://www.bbc.co.uk/cbeebies/shows/my-world-kitchen</p> <div data-bbox="1731 805 1821 904"></div> <div data-bbox="1731 911 1780 951"></div> <p>You might want to have a go at making one of the recipes. We would love to see a photo if you do. 😊</p>