




Great Wood Home Learning Recommendations



EYFS April 27th – May 1st 2020

Hello again Acorns and Chestnuts. Thank you for all your hard work last week! It was so lovely to see the photographs you sent in. This week we have decided to use a different format, giving you daily suggestions. We hope that this will simplify things for you. Please do not be overwhelmed, they are still only suggestions. Do what you can. It would be most useful if everyone could please do the **MATHS** this week. As always, **phonics** is very important to keep fresh in your child's mind too, as it is the building blocks for their reading and writing.



This week we have put the camera symbol on a few activities. Please choose which one/s you would like to send us a picture of if you can; you can use your child's new email address or your own email address. There is even a  video symbol if you would like to send us a video. If you are happy to, we could share the videos via email with your child's classmates. We are sure you would all like to see each other! 😊 **Please state on your email if you are happy for us to share the video with classmates.**

MATHS - You will see that attached to this e-mail there is a document called 'IXL diagnostic guidance document'. This is to explain in detail what we are asking you to do for your child's maths this week. Essentially, we are asking them to complete an 'assessment' activity that will help generate future maths questions for them. Therefore, this week, we are asking that although you may need to support your child with logging on to IXL, we ask that you do not help them to answer the questions. If they do not know an answer, please click 'I do not know this yet'. As the other instructions say, there are a lot of questions so this might take all week. Your child does not need to answer all the questions in one go, little and often is probably the best approach. If they do finish in the diagnostic arena, they can then do some of the recommended skills.







PHONICS – This week, please feel free to continue using Espresso to work on your child's phonics. The suggestions this week, are all linked to the 'Phonics Play' website. <https://new.phonicsplay.co.uk/> The login details are:




Username: **march20**

Password: **home**

We hope you enjoy next week's home learning. We look forward to seeing how you get on. Don't forget if you have any questions or concerns, please contact us. 😊

Great Wood is providing you with options and choices to promote learning but does not wish to put undue pressure on children and families at this time. What is recommended will consolidate areas that the children have already covered and when we return to school teachers will make sure all gaps in learning are filled. Please contact your child's teacher by email if you have questions.

	English (Stories, Reading and Writing)	Phonics	Maths	Other Learning
Monday	<p>Listen and enjoy the story of Hattie Peck by Emma Levey https://www.youtube.com/watch?v=HxmfzY6kEA&t=58s</p> <p>Ask your child questions such as, What does Hattie Peck want most of all? How do you think she feels?, Where does she look for eggs? Retell the story looking back through where she looked to find the eggs, encouraging your child to use words from the book, e.g. clambered, trekked, soared, etc.</p> <p> Ask your child to write how Hattie Peck was feeling at the beginning and at the end of the story e.g. She was sad/happy. They may think of better words such as miserable/ amazing and write them down. This could be in the form of a sentence, if they are able to. They could write a list of the things Hattie Peck might need for her journey to put in her suitcase, e.g. toothbrush, bag, shampoo.</p> <p></p>	<p>Practise recognising and saying all the sounds your child has learned (using flashcards sent home or Espresso)</p> <p></p> <p>https://new.phonicsplay.co.uk</p> <p>Play 'Grab a Giggling Grapheme'. Select Phase 3 sounds to practice all the ones we have learned so far.</p>	<p>Log in to IXL</p> <p>Click on the 'Diagnostic Tab', then 'Step into the Area'. Ask your child to answer questions INDEPENDENTLY – if they can't do it, ask them to click 'I don't know this yet'. This will help us to set questions at the right level for your child to move their learning on in IXL. There are about 65 questions to answer so please spread these over the week! Do not try to do them all in one sitting!</p> <p></p> <p>For more detail please see the separate attached document called 'IXL diagnostic guidance document'</p>	<p>Following on from reading the story of Hattie Peck, find out about which animals lays eggs.</p> <p>https://www.youtube.com/watch?v=FeCzAuLpSqQ</p> <p> Draw pictures of them and label them such as penguins, crocodiles, flamingos. At this stage the children will use their phonics to help them spell the words and should be encouraged to write the labels independently with their phonic knowledge.</p>

	English (Stories, Reading and Writing)	Phonics	Maths	Other Learning
Tuesday	<p>Read Chicken Licken:</p> <p>https://www.youtube.com/watch?v=gzZbtMFP-I</p> <p>Pause the story as the fox leads them into the cave. Ask your child 'Do you think the fox is telling the truth?' 'What do you think is going to happen next?' Then continue listening to the story to see if they were correct. Ask your child what other story they know where there was a sly fox. (The Gingerbread Man)</p> <p>You could ask your child to retell the story of Chicken Licken.</p> 	<p>Practise recognising and saying all the sounds your child has learned (using flashcards sent home or Espresso)</p>  <p>https://new.phonicsplay.co.uk</p> <p>Play 'Tricky Word Trucks.' If you can remember which tricky words your child was working on, select those. If not, start with Phase 2, if your child finds these too easy, move onto Phase 3, then 4. You will need to sit with them whilst they play this and click if they said the word correctly or not.</p>	<p>Log in to IXL</p> <p>Click on the 'Diagnostic Tab', then 'Step into the Area'.</p> <p>Ask your child to continue answering questions. Please remember, they should do this INDEPENDENTLY – if they can't do it, ask them to click 'I don't know this yet'.</p>	<p>Here's an upbeat song about eggs! Listen to learn more about different animals that come out of eggs. Enjoy!</p> <p>https://www.youtube.com/watch?v=ELqZvQBZUY8</p>



English (Stories, Reading and Writing)

Watch a chick hatch from its egg

<https://www.youtube.com/watch?v=F38tIGO5TFY&t=77s>

Talk about how it pecks its way out. You could use words like, laid, hatch, peck, tiny, fluffy, feathers.



Your child could write about what they have seen. Encourage them to use their phonics to write independently.



Phonics

Practise recognising and saying all the sounds your child has learned (using flashcards sent home or Espresso)



To practice blending, play 'Dragons Den' - Select 'revise phase 3' > 'revise all phase 3'

Maths

Log in to IXL

Click on the 'Diagnostic Tab', then 'Step into the Area'. Ask your child to continue answering questions. Please remember, they should do this INDEPENDENTLY – if they can't do it, ask them to click 'I don't know this yet'.

Other Learning

- Have a look at the smallest bird's egg – a hummingbird, and see how small it is when it hatches. (It is quite a long video so you may want to fast forward through some of it!)
https://www.youtube.com/watch?v=Y-iFgDK_D5s
- To see and appreciate the size of hummingbirds, you could have a look at this clip:
<https://www.youtube.com/watch?v=gaUhXQtNOwM&list=TLpQMtgwNDIwMjDBR-yUGDXtpQ&index=1>

Wednesday



English (Stories, Reading and Writing)



Make or draw a lifecycle of a chicken.

You could use the ideas from

<https://www.wikkistix.com/chicken-life-cycle-paper-plate-craft-kids/>

or

<https://www.youtube.com/watch?v=oAgPPdBjhzQ>

or simply draw one on a piece of paper.

Write the words underneath each part, e.g. lay, egg, hatch, chicken. They could write some sentences about each part if they are able to.



Phonics

Practise recognising and saying all the sounds your child has learned (using flashcards sent home or Espresso)



<https://new.phonicsplay.co.uk>

To practise blending, play 'Pick a picture' – Select Phase 3.

Maths

Log in to IXL

Click on the 'Diagnostic Tab', then 'Step into the Area'. Ask your child to continue answering questions. Please remember, they should do this INDEPENDENTLY – if they can't do it, ask them to click 'I don't know this yet'.

Other Learning

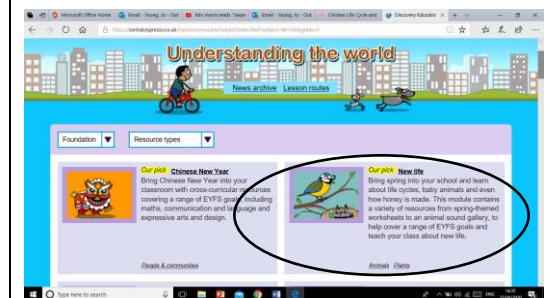
Baby Animals

Have a look at 'Espresso'.





username: **student 18441**

password: **greatwood**

Click on 'Foundation>Understanding the World>New Life.' Here, the children can learn about other animals that are born in Spring. Watch the video 'Baby Animals,' to learn the names of some baby animals. Can you name any other baby animals? In 'Activities' play 'Animal Snap – Who is my baby?'



Thursday

	English (Stories, Reading and Writing)	Phonics	Maths	Other Learning
Friday	<p>Watch and enjoy the nursery rhyme, Chick, chick, chick, chick chicken</p> <p>https://www.youtube.com/watch?v=BUBq5RsIYDg</p> <p> Repeat and join in with the actions. Ask your child to perform it to a grown up or their toys. If possible, we would love to see a video of your child doing this. If you are happy to, we could share the videos via email with your child's classmates. I'm sure you would all like to see each other! 😊 Please state on your email if you are happy for us to share the video with classmates.</p>	<p>Practise recognising and saying all the sounds your child has learned (using flashcards sent home or Espresso)</p> <p></p> <p>https://new.phonicsplay.co.uk</p> <p>Choose your favourite game from this week, and play again!</p>	<p>Log into IXL</p> <p>Click on the 'Diagnostic Tab', then 'Step into the Area'. Ask your child to continue answering questions. Please remember, they should do this INDEPENDENTLY – if they can't do it, ask them to click 'I don't know this yet'.</p>	<p>Sing along with this baby animal song:</p> <p>https://www.youtube.com/watch?v=cJg4YFtvOp8</p> <p>Watch and enjoy the song Five Little Birds, from 0:06 – 3:12mins:</p> <p>https://www.youtube.com/watch?v=6fLTVrWUtNU&t=844s</p> <p> Join in with the words if you can. Can you write some words or sentences about the Five Little Birds from the song?</p>